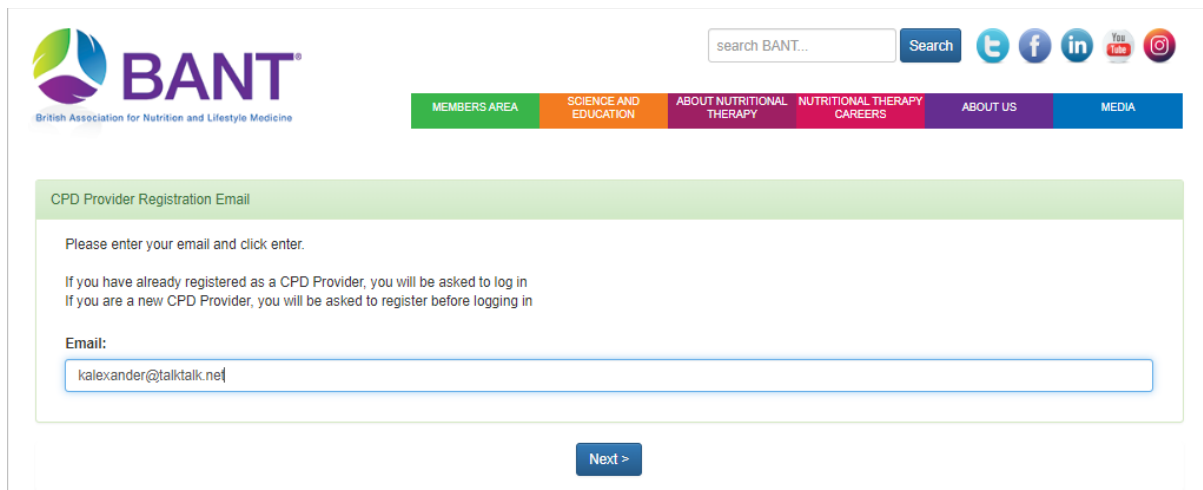


How To Create Your CPD Provider Login

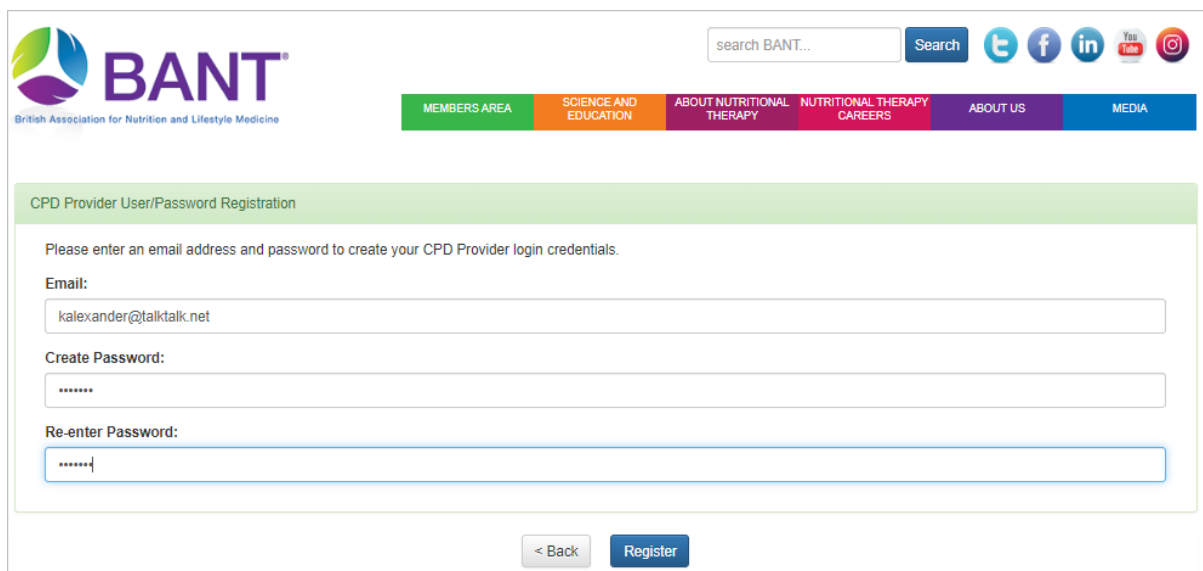
The first time that you access the CPD Online Application Portal, you will need to register as a CPD Provider:



The screenshot shows the BANT website header with the logo and navigation menu. Below the header is a search bar and social media icons. The main content area is titled "CPD Provider Registration Email". It contains the following text: "Please enter your email and click enter." followed by "If you have already registered as a CPD Provider, you will be asked to log in" and "If you are a new CPD Provider, you will be asked to register before logging in". There is an "Email:" label and a text input field containing "kalexander@talktalk.net". A "Next >" button is located at the bottom of the form.

You will be prompted to register your email address and set up a password.

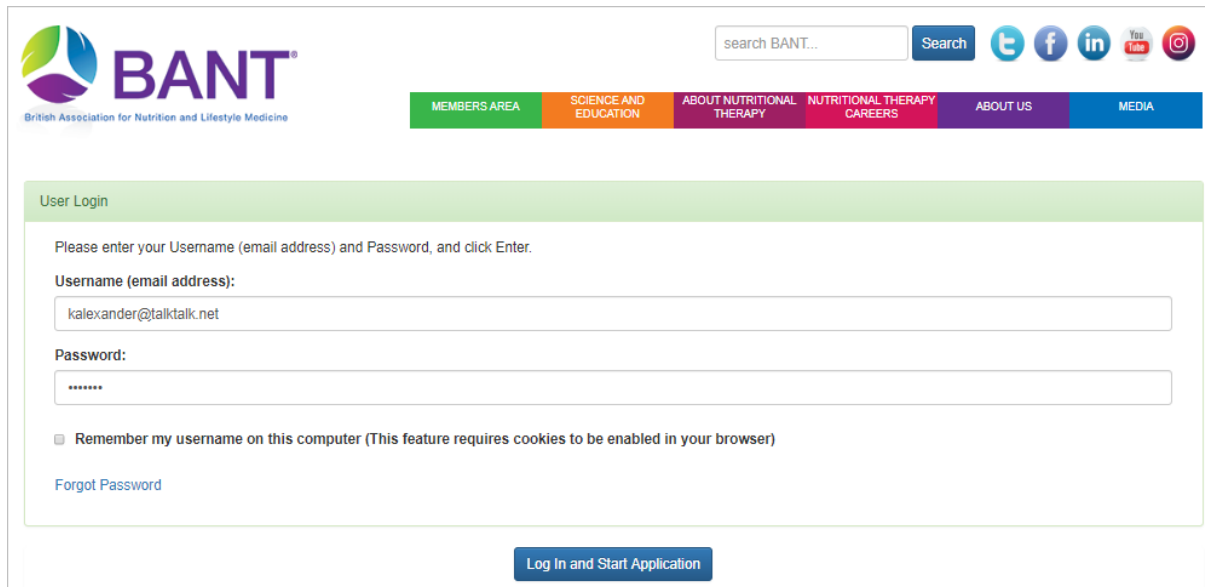
N.B. if you will be using the same email address as for your BANT membership, then you will skip the next step as your password will be the same as for your BANT membership login.



The screenshot shows the BANT website header with the logo and navigation menu. Below the header is a search bar and social media icons. The main content area is titled "CPD Provider User/Password Registration". It contains the following text: "Please enter an email address and password to create your CPD Provider login credentials." There are three input fields: "Email:" with "kalexander@talktalk.net", "Create Password:" with "*****", and "Re-enter Password:" with "*****". At the bottom of the form are two buttons: "< Back" and "Register".

Apply to be a CPD Provider

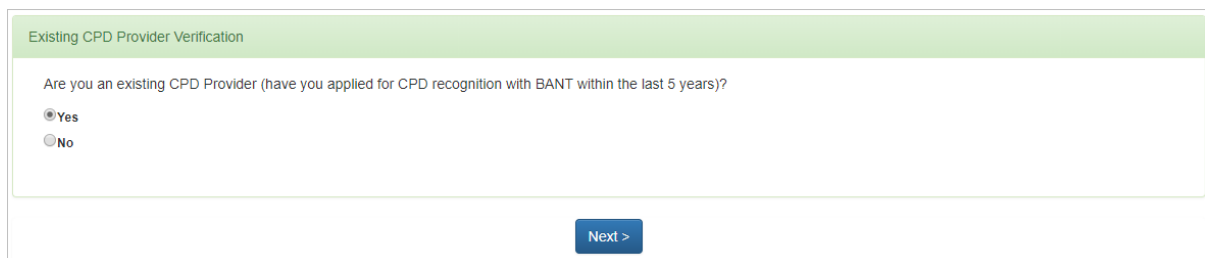
Once you have clicked on Register to create your login details, you will be prompted to [Log In and Start Application](#):



The screenshot shows the BANT website's login page. At the top left is the BANT logo (British Association for Nutrition and Lifestyle Medicine). To the right is a search bar with the text "search BANT..." and a "Search" button. Further right are social media icons for Twitter, Facebook, LinkedIn, YouTube, and Instagram. Below these is a navigation menu with six items: MEMBERS AREA (green), SCIENCE AND EDUCATION (orange), ABOUT NUTRITIONAL THERAPY (purple), NUTRITIONAL THERAPY CAREERS (red), ABOUT US (dark purple), and MEDIA (blue). The main content area is titled "User Login" and contains the following text: "Please enter your Username (email address) and Password, and click Enter." Below this are two input fields: "Username (email address):" with the value "kalexander@talktalk.net" and "Password:" with "*****". There is a checkbox labeled "Remember my username on this computer (This feature requires cookies to be enabled in your browser)". A link "Forgot Password" is located below the password field. At the bottom center is a blue button labeled "Log In and Start Application".

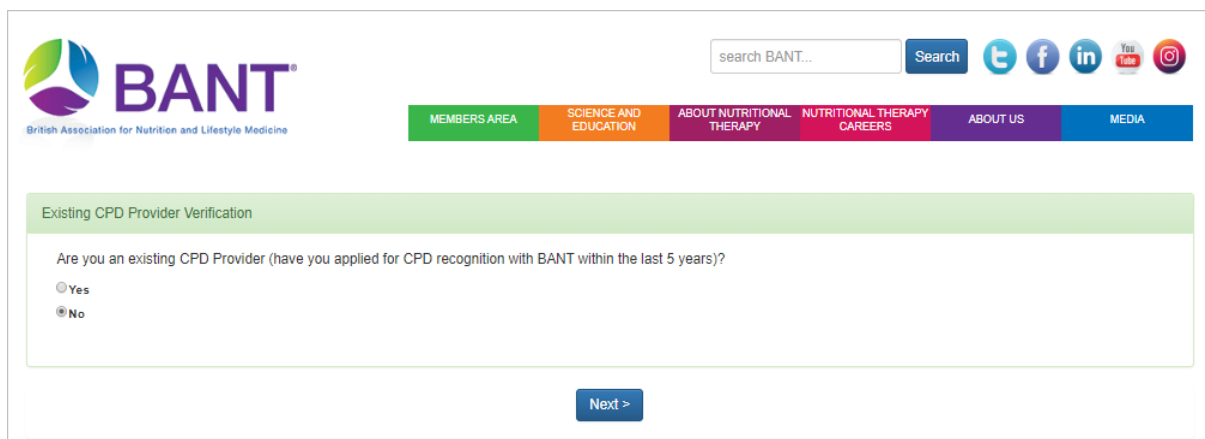
The first step will be to confirm whether or not you are an existing BANT Supervisor.

Select "Yes" if you are an existing Supervisor :



The screenshot shows the "Existing CPD Provider Verification" page. The title is "Existing CPD Provider Verification". Below it is the question: "Are you an existing CPD Provider (have you applied for CPD recognition with BANT within the last 5 years)?". There are two radio button options: "Yes" (which is selected) and "No". At the bottom center is a blue button labeled "Next >".

or "No" if you are not:



The screenshot shows the "Existing CPD Provider Verification" page. The title is "Existing CPD Provider Verification". Below it is the question: "Are you an existing CPD Provider (have you applied for CPD recognition with BANT within the last 5 years)?". There are two radio button options: "Yes" and "No" (which is selected). At the bottom center is a blue button labeled "Next >".

Click on Next to proceed.

Select BANT SUPERVISOR from the dropdown menu:

CPD Provider Type Selection

What type of CPD Provider are you (select from the list below)?

BANT SUPERVISOR

- BANT
- BANT LOCAL NETWORK COORDINATOR (LNC)
- BANT PODCAST PROGRAMME
- BANT REGIONAL BRANCH (RB)
- BANT SUPERVISOR**
- BANT WEBINAR PROGRAMME
- COMPANY

CPD Provider Type Selection

What type of CPD Provider are you (select from the list below)?

BANT SUPERVISOR

< Back Next >

Then click on Next to proceed.

If you had selected “Yes” you are an Existing CPD Provider, select your name from the dropdown menu:

Provider Selection

Please select a provider

BANT SUPERVISOR - BEATRICE CUTLER

BANT SUPERVISOR - CARMEL BUCKLEY

BANT SUPERVISOR - DEBBIE LEWIS

BANT SUPERVISOR - EMMA STILES

BANT SUPERVISOR - ELLIOTT JONES

Provider Selection

Please select a provider

BANT SUPERVISOR - EMMA STILES

< Back Next >

Then click on Next to proceed.

If you cannot find your name, click on Back until you reach the screen where you can select “No” (not an Existing CPD provider), and then follow the instructions to apply as a new provider.

New and Existing Supervisors will then enter CPD Provider Details:

CPD Provider Details

Please enter your CPD Provider details and click apply to apply for a CPD provider account.

CPD Provider Type:

BANT SUPERVISOR

Provider Name:

BANT SUPERVISOR - EMMA STILES

Email:

emma@emmastiles.co.uk

Telephone:

Website:

bant.org.uk/members-area/bant-supervision/meet-the-supervisors/#Emma_Stiles

Address

Post Code Lookup

The Provider Name field will already be populated if you are an existing supervisor. If you are a new supervisor, please prefix your name with “ BANT SUPERVISOR – “ as shown in the screenshot.

In the Website field, if you are an existing supervisor, the link to your details in the BANT Members Area will already be populated. If you are a new supervisor, enter your first name and surname in the following format: bant.org.uk/members-area/bant-supervision/meet-the-supervisors/#firstname_surname.

After entering your contact details, Finish and Log out to submit your application to be a CPD Provider.

CPD Provider Application Submitted

Thank you for applying to register as a CPD Provider
Your application will now be checked and reviewed by the CPD department.
If your application is approved, you will be sent an email with further instructions and a link to the next step.
If your application is declined, or we require further information, you will be sent an email with further details.

You will receive an email application from admin@bant.org.uk when your application has been checked.

You will then be able to log in to the [CPD Online Application Portal](#) at any time, to list your Local Network or Regional Branch meetings.